



ASBK.COM.AU f t i y

# Rounds 2 & 3 : Wakefield Park Raceway : December 3 - 6

## YMI AUSTRALIAN SUPERSPORT 300 CHAMPIONSHIP

Date: 06/12/20  
 Event: Q15  
 Weather: Sunny & very windy - Temp: 15.1C  
 Track: Dry - Temp: 29.2C

### Round 3 - Qualifying

Started at: 10:25:00  
 Laps: 20 Min  
 Starters: 19  
 Printed at: 10:59

### PROVISIONAL CLASSIFICATION


Pos	No	Name	Machine	Fastest Lap	On Lap	Behind Leader	Behind Prev
1	308	John LYTRAS (QLD) / YRT / Yamalube / Caboolture Yamaha / Peregrine / AGV / TCX / Pirelli	Yamaha R3 321	1:06.518	11 of 14		
2	72	Ben BAKER (NSW) / WNR / Yamaha Australia / YMI / YMF / SCK / Utech Design / West Sliders	Yamaha R3 321	1:06.879	16 of 17	.361	.361
3	68	Luke POWER (VIC) / Proworx / Blayney M-cycles / Well Sprung M-cycle Susp. / Penrite Oils	Kawasaki EX 400	1:06.937	12 of 17	.419	.058
4	43	Harry KHOURI (NSW) / NSW Helicopters / AARK Susp. & Tuning / Addicted To Track / Excite M-sports	Kawasaki EX 400	1:07.121	16 of 17	.603	.184
5	69	Archie McDONALD (NSW) / GTR MotoStars Team / RS+C / Motostars / Doctor Mak / YRD / Motul / Pirelli	Yamaha R3 321	1:07.281	16 of 17	.763	.160
6	121	Reece OUGHTRED (VIC) / Dynoverks	Yamaha R3 321	1:07.580	14 of 15	1.062	.299
7	49	Jake FARNSWORTH (NSW) / Worth Race Developments / Freestyle Tattoo / Hi-Tec Oils / Kingsdene Auto.	Kawasaki EX 400	1:07.692	12 of 16	1.174	.112
8	97	Peter NERLICH (VIC) / TCN Racing	Kawasaki EX 400	1:07.814	13 of 17	1.296	.122
9	39	Glenn NELSON (QLD) / Buddy's Pest Control	Yamaha R3 321	1:07.814	16 of 17	1.296	
10	50	Carter THOMPSON (NSW) / GTR MotoStars Team / RS+C / Doctor Mak / YRD / Motul / Pirelli	Yamaha R3 321	1:08.206	5 of 6	1.688	.392
11	59	Tom DRANE (NSW) / Construction Supply Specialists / MD Steel	Yamaha YZF-R3	1:08.263	14 of 15	1.745	.057
12	47	Zylas BUNTING (NSW) / Proworx / Blayney M-cycles / Well Sprung M-cycle Susp. / Penrite Oils	Kawasaki EX 400	1:08.306	17 of 17	1.788	.043
13	63	Clay CLEGG (NSW) / Williamson Bros / Akubra Central / West Electrical / Mavin Truck Centre	Yamaha R3 300	1:08.370	11 of 11	1.852	.064
14	355	Laura BROWN (NSW) / The Bare Bird / Shark Helmets / BikeBiz / Obvious Signs / Ficeda / IXON	Yamaha R3 321	1:08.425	12 of 16	1.907	.055
15	95	Matthew RINDEL (VIC) / Gears Racing Suspension / Mick Hone M-cycles / Shoei / Woodcraft	Yamaha R3 321	1:08.428	6 of 17	1.910	.003
16	105	Cameron DUNKER (NSW) / bLU cRU Yamaha / FIM Oceania / Motul / MA / Pirelli / Ricondi / AGV	Yamaha R3 321	1:08.530	16 of 17	2.012	.102
17	16	James JACOBS (NSW) / Nedlands Studio / Bridgestone / Lucas Oils / EK Chains / Mototrack Access.	Kawasaki EX 400	1:08.669	16 of 17	2.151	.139
18	110	Zak PETTENDY (NSW)	Yamaha R3 321	1:09.365	7 of 15	2.847	.696
19	88	Joseph MARINIELLO (VIC) / Proworx / Blayney M-cycles / Well Sprung M-cycle Susp. / Penrite Oils	Kawasaki EX 400	1:11.267	3 of 4	4.749	1.902


Current qualifying record for SS300 class - 1:05.536 by Max STAUFFER (NSW) on a Yamaha R3 321 set on 23/03/19

\*\*\* ALL RIDERS QUALIFY \*\*\*

\*\*\* RED FLAG DURING SESSION DUE TO CRASH AT TURN 9 INVOLVING NO. 50 (THOMPSON) REQUIRING MEDICAL - SESSION RE-STARTED FOR REMAINING TIME \*\*\*

The results are provisional until the end of the time limit for protests and appeals.

  
 Chief Timekeeper - Scott Lang

  
 Clerk of Course - Tom Williams



www.computime.com.au  
 COMPUTIME RACE TIMING SYSTEMS PTY LTD





# Rounds 2 & 3 : Wakefield Park Raceway : December 3 - 6

## YMI AUSTRALIAN SUPERSPORT 300 CHAMPIONSHIP

Date: 06/12/20  
 Event: Q15  
 Weather: Sunny & very windy - Temp: 15.1C  
 Track: Dry - Temp: 29.2C

### Round 3 - Qualifying

Started at: 10:25:00  
 Laps: 20 Min  
 Starters: 19  
 Printed at: 10:59

### PROVISIONAL LAP TIMES

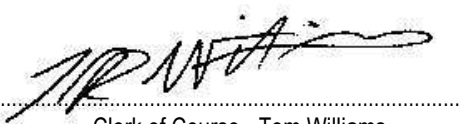
No	Name	Lap 1	Lap 2	Lap 3	Lap 4	Lap 5	Lap 6	Lap 7	Lap 8	Lap 9	Lap 10
16	James JACOBS (NSW)	1:30.152	1:11.301	1:09.977	1:09.396	1:09.422	1:09.202	1:09.432	1:09.317	4:38.518	4:24.802
10		1:11.467	1:08.936	1:08.764	1:09.830	1:09.156	<b>1:08.669</b>	1:09.583			
39	Glenn NELSON (QLD)	1:22.270	1:09.674	1:08.638	1:11.164	1:08.578	1:08.728	1:09.074	1:08.961	4:05.347	4:28.202
10		1:11.841	1:10.038	1:08.286	1:11.018	1:09.908	<b>1:07.814</b>	1:08.654			
43	Harry KHOURI (NSW)	1:17.449	1:10.371	1:08.861	1:08.515	1:07.757	1:08.126	1:07.474	1:07.656	4:24.230	4:29.828
10		1:15.930	1:07.169	1:11.734	1:07.455	1:14.242	<b>1:07.121</b>	1:07.179			
47	Zylas BUNTING (NSW)	1:18.409	1:11.103	1:09.926	1:08.815	1:08.325	1:08.851	1:12.358	1:09.916	4:14.929	4:25.182
10		1:12.235	1:09.763	1:08.700	1:11.351	1:08.911	1:08.595	<b>1:08.306</b>			
49	Jake FARNSWORTH (NSW)	1:21.029	1:09.381	1:09.420	1:08.569	1:08.199	1:08.565	1:08.573	5:03.112	4:19.102	1:12.789
10		1:09.946	<b>1:07.692</b>	1:14.237	1:09.814	1:11.327	1:09.869				
50	Carter THOMPSON (NSW)	1:21.174	1:38.860	1:16.888	1:08.401	<b>1:08.206</b>	1:08.278				
59	Tom DRANE (NSW)	1:26.625	1:11.055	1:10.863	1:11.749	1:11.527	2:44.497	3:47.311	4:26.302	1:11.671	1:09.375
10		1:09.086	1:08.900	1:11.153	<b>1:08.263</b>	1:09.703					
63	Clay CLEGG (NSW)	1:20.780	1:58.824	1:20.408	1:09.669	1:09.716	1:10.238	5:17.039	4:25.904	1:11.840	1:08.725
10		<b>1:08.370</b>									
68	Luke POWER (VIC)	1:18.556	1:10.870	1:08.546	1:08.899	1:07.389	1:07.815	1:07.574	1:07.936	4:24.470	4:33.362
10		1:15.161	<b>1:06.937</b>	1:07.173	1:07.429	1:16.207	1:07.311	1:06.944			
69	Archie McDONALD (NSW)	1:23.675	1:10.864	1:08.802	1:08.280	1:08.816	1:08.272	1:08.008	1:08.134	4:25.973	4:09.274
10		1:12.131	1:08.039	1:07.799	1:13.798	1:10.932	<b>1:07.281</b>	1:08.237			
72	Ben BAKER (NSW)	1:18.557	1:10.478	1:08.218	1:07.929	1:07.743	1:27.573	1:16.414	1:11.078	4:13.978	4:23.988
10		1:12.477	1:10.044	1:07.441	1:15.801	1:08.944	<b>1:06.879</b>	1:07.242			
88	Joseph MARINIELLO (VIC)	1:22.852	1:12.175	<b>1:11.267</b>	10:05.856						
95	Matthew RINDEL (VIC)	1:20.187	1:10.188	1:10.789	1:09.966	1:09.039	<b>1:08.428</b>	1:09.428	1:09.763	4:21.880	4:24.209
10		1:37.332	1:16.982	1:08.851	1:08.894	1:08.675	1:08.712	<b>1:08.428</b>			
97	Peter NERLICH (VIC)	1:21.150	1:12.486	1:10.793	1:09.835	1:09.847	1:14.320	1:09.452	1:10.557	3:48.333	4:21.849
10		1:12.290	1:09.554	<b>1:07.814</b>	1:09.661	1:08.546	1:08.261	1:08.495			
105	Cameron DUNKER (NSW)	1:22.683	1:11.373	1:09.931	1:10.060	1:09.573	1:09.286	1:10.802	1:09.575	4:01.936	4:25.851
10		1:10.721	1:09.455	1:09.017	1:08.950	1:09.427	<b>1:08.530</b>	1:09.433			
110	Zak PETTENDY (NSW)	1:19.921	1:11.021	1:16.091	1:10.105	1:09.556	1:14.422	<b>1:09.365</b>	4:57.514	4:24.775	1:12.727
10		1:15.970	1:10.129	1:12.749	1:09.486	1:11.658					
121	Reece OUGHTRED (VIC)	1:18.795	1:10.274	1:09.800	1:09.030	1:08.755	1:09.194	6:35.837	4:24.127	1:12.797	1:09.746
10		1:09.164	1:08.643	1:15.082	<b>1:07.580</b>	1:09.924					
308	John LYTRAS (QLD)	1:19.316	1:10.764	1:07.228	1:54.704	1:16.353	1:07.155	1:06.674	8:25.615	1:16.602	1:06.767
10		<b>1:06.518</b>	1:06.528	1:06.595	1:09.557						
355	Laura BROWN (NSW)	1:23.393	1:11.606	1:10.312	1:11.819	1:09.406	1:09.344	1:09.268	5:22.659	4:28.172	1:16.480
10		1:09.933	<b>1:08.425</b>	1:08.575	1:08.896	1:11.000	1:09.083				

\*\*\* ALL RIDERS QUALIFY \*\*\*

\*\*\* RED FLAG DURING SESSION DUE TO CRASH AT TURN 9 INVOLVING NO. 50 (THOMPSON) REQUIRING MEDICAL - SESSION RE-STARTED FOR REMAINING TIME \*\*\*

The results are provisional until the end of the time limit for protests and appeals.

  
 Chief Timekeeper - Scott Lang

  
 Clerk of Course - Tom Williams



[www.computime.com.au](http://www.computime.com.au)  
 COMPUTIME RACE TIMING SYSTEMS PTY LTD





ASBK.COM.AU f t i y

# Rounds 2 & 3 : Wakefield Park Raceway : December 3 - 6

## YMI AUSTRALIAN SUPERSPORT 300 CHAMPIONSHIP

Date: 06/12/20  
 Event: Q15  
 Weather: Sunny & very windy - Temp: 15.1C  
 Track: Dry - Temp: 29.2C

### Round 3 - Qualifying

Started at: 10:25:00  
 Laps: 20 Min  
 Starters: 19  
 Printed at: 10:59

### PROVISIONAL SPLIT TIMES

Lap	Split 1	Split 2	Split 3	Lap Time	Lap	Split 1	Split 2	Split 3	Lap Time
<b>16 James JACOBS (NSW) (17th)</b>					6	18.537	24.610	24.979	1:08.126
1	36.176	26.929	27.047	1:30.152 P	7	18.401	24.614	24.459	1:07.474
2	19.430	26.017	25.854	1:11.301	8	18.381	24.603	24.672	1:07.656
3	19.093	25.479	25.405	1:09.977	9	18.322	25.536	3:40.372	4:24.230
4	18.878	25.285	25.233	1:09.396	10	3:36.744	26.368	26.716	4:29.828 P
5	18.967	25.229	25.226	1:09.422	11	19.196	27.626	29.108	1:15.930
6	18.762	25.322	25.118	1:09.202	12	18.219	24.519	24.431	1:07.169
7	18.869	25.488	25.075	1:09.432	13	18.198	25.759	27.777	1:11.734
8	18.710	25.318	25.289	1:09.317	14	18.180	24.477	24.798	1:07.455
9	<b>18.645</b>	26.033	3:53.840	4:38.518	15	19.675	25.829	28.738	1:14.242
10	3:32.305	26.752	25.745	4:24.802 P	16	<b>18.095</b>	<b>24.430</b>	24.596	<b>1:07.121</b>
11	19.564	26.087	25.816	1:11.467	17	18.162	24.693	<b>24.324</b>	1:07.179
12	18.729	25.151	25.056	1:08.936	<b>47 Zylas BUNTING (NSW) (12th)</b>				
13	18.768	25.119	<b>24.877</b>	1:08.764	1	25.958	26.874	25.577	1:18.409 P
14	19.023	25.615	25.192	1:09.830	2	19.289	26.177	25.637	1:11.103
15	18.912	25.242	25.002	1:09.156	3	18.867	25.658	25.401	1:09.926
16	18.682	<b>25.092</b>	24.895	<b>1:08.669</b>	4	18.857	25.224	24.734	1:08.815
17	18.933	25.337	25.313	1:09.583	5	18.672	24.897	24.756	1:08.325
<b>39 Glenn NELSON (QLD) (9th)</b>					6	18.786	25.027	25.038	1:08.851
1	27.790	27.754	26.726	1:22.270 P	7	19.448	26.908	26.002	1:12.358
2	19.253	25.345	25.076	1:09.674	8	19.007	25.531	25.378	1:09.916
3	18.687	24.918	25.033	1:08.638	9	18.734	30.634	3:25.561	4:14.929
4	18.576	25.065	27.523	1:11.164	10	3:31.860	26.221	27.101	4:25.182 P
5	18.651	24.967	24.960	1:08.578	11	19.746	25.703	26.786	1:12.235
6	18.530	25.297	24.901	1:08.728	12	18.827	25.683	25.253	1:09.763
7	18.653	25.328	25.093	1:09.074	13	19.030	<b>24.766</b>	24.904	1:08.700
8	18.704	24.911	25.346	1:08.961	14	18.819	24.777	27.755	1:11.351
9	24.706	28.562	3:12.079	4:05.347	15	19.275	24.815	24.821	1:08.911
10	3:34.943	26.893	26.366	4:28.202 P	16	18.776	25.184	<b>24.635</b>	1:08.595
11	18.904	26.069	26.868	1:11.841	17	<b>18.579</b>	24.875	24.852	<b>1:08.306</b>
12	18.882	25.931	25.225	1:10.038	<b>49 Jake FARNSWORTH (NSW) (7th)</b>				
13	18.558	25.099	24.629	1:08.286	1	28.952	26.317	25.760	1:21.029 P
14	19.994	25.770	25.254	1:11.018	2	18.746	25.678	24.957	1:09.381
15	18.832	25.488	25.588	1:09.908	3	18.908	25.329	25.183	1:09.420
16	<b>18.505</b>	<b>24.821</b>	<b>24.488</b>	<b>1:07.814</b>	4	18.757	24.998	24.814	1:08.569
17	18.594	25.058	25.002	1:08.654	5	18.619	24.806	24.774	1:08.199
<b>43 Harry KHOURI (NSW) (4th)</b>					6	18.733	24.941	24.891	1:08.565
1	25.610	26.447	25.392	1:17.449 P	7	<b>18.324</b>	25.010	25.239	1:08.573
2	19.085	25.816	25.470	1:10.371	8	18.721	25.876	4:18.515	5:03.112
3	18.572	25.505	24.784	1:08.861	9	3:25.262	26.779	27.061	4:19.102 P
4	18.443	25.288	24.784	1:08.515	10	19.609	26.371	26.809	1:12.789
5	18.356	24.847	24.554	1:07.757	11	19.291	25.590	25.065	1:09.946

*Scott Lang*  
 Chief Timekeeper - Scott Lang

*Tom Williams*  
 Clerk of Course - Tom Williams





# Rounds 2 & 3 : Wakefield Park Raceway : December 3 - 6

## YMI AUSTRALIAN SUPERSPORT 300 CHAMPIONSHIP

Date: 06/12/20  
 Event: Q15  
 Weather: Sunny & very windy - Temp: 15.1C  
 Track: Dry - Temp: 29.2C

### Round 3 - Qualifying

Started at: 10:25:00  
 Laps: 20 Min  
 Starters: 19  
 Printed at: 10:59

### PROVISIONAL SPLIT TIMES

Lap	Split 1	Split 2	Split 3	Lap Time	Lap	Split 1	Split 2	Split 3	Lap Time
12					68 Luke POWER (VIC) (3rd)				
12	18.426	<u>24.706</u>	<u>24.560</u>	<u>1:07.692</u>	1	26.195	26.556	25.805	1:18.556 P
13	18.774	29.461	26.002	1:14.237	2	19.501	26.158	25.211	1:10.870
14	18.921	25.767	25.126	1:09.814	3	18.886	24.986	24.674	1:08.546
15	18.804	26.426	26.097	1:11.327	4	18.550	25.313	25.036	1:08.899
16	18.918	25.733	25.218	1:09.869	5	18.321	24.651	24.417	1:07.389
50 Carter THOMPSON (NSW) (10th)					6	18.261	24.686	24.868	1:07.815
1	28.112	26.833	26.229	1:21.174 P	7	18.444	24.638	24.492	1:07.574
2	19.502	26.421	52.937	1:38.860	8	18.273	24.509	25.154	1:07.936
3	26.346	25.331	25.211	1:16.888 P	9	18.985	25.946	3:39.539	4:24.470
4	<u>18.655</u>	24.763	24.983	1:08.401	10	3:38.495	28.039	26.828	4:33.362 P
5	18.735	24.612	<u>24.859</u>	<u>1:08.206</u>	11	18.604	25.458	31.099	1:15.161
6	18.708	<u>24.454</u>	25.116	1:08.278	12	18.230	<u>24.271</u>	24.436	<u>1:06.937</u>
59 Tom DRANE (NSW) (11th)					13	18.296	24.469	24.408	1:07.173
1	33.351	26.890	26.384	1:26.625 P	14	18.285	24.644	24.500	1:07.429
2	19.749	25.580	25.726	1:11.055	15	23.722	26.515	25.970	1:16.207
3	19.545	26.080	25.238	1:10.863	16	<u>18.060</u>	24.399	24.852	1:07.311
4	20.247	25.912	25.590	1:11.749	17	18.181	24.386	<u>24.377</u>	1:06.944
5	20.462	25.736	25.329	1:11.527	69 Archie McDONALD (NSW) (5th)				
6	19.625	25.791	1:59.081	2:44.497	1	28.983	27.819	26.873	1:23.675 P
7				3:47.311 P	2	19.852	25.805	25.207	1:10.864
8	3:33.398	26.636	26.268	4:26.302 P	3	19.101	24.814	24.887	1:08.802
9	19.217	26.117	26.337	1:11.671	4	18.801	24.694	24.785	1:08.280
10	19.139	25.313	24.923	1:09.375	5	18.710	24.917	25.189	1:08.816
11	18.976	25.165	24.945	1:09.086	6	18.887	24.618	24.767	1:08.272
12	18.863	24.940	25.097	1:08.900	7	18.584	24.704	24.720	1:08.008
13	20.337	25.662	25.154	1:11.153	8	18.687	24.645	24.802	1:08.134
14	19.035	<u>24.663</u>	<u>24.565</u>	<u>1:08.263</u>	9	18.841	30.115	3:37.017	4:25.973
15	<u>18.765</u>	25.826	25.112	1:09.703	10	3:14.622	26.801	27.851	4:09.274 P
63 Clay CLEGG (NSW) (13th)					11	19.332	26.315	26.484	1:12.131
1	27.851	27.108	25.821	1:20.780 P	12	18.645	26.618	24.776	1:08.039
2	19.597	25.681	1:13.546	1:58.824 P	13	18.667	24.520	24.612	1:07.799
3	28.416	25.491	26.501	1:20.408 P	14	18.734	26.166	28.898	1:13.798
4	19.189	25.282	25.198	1:09.669	15	18.571	26.954	25.407	1:10.932
5	19.200	25.243	25.273	1:09.716	16	<u>18.474</u>	<u>24.166</u>	24.641	<u>1:07.281</u>
6	19.116	25.776	25.346	1:10.238	17	18.682	25.039	<u>24.516</u>	1:08.237
7	19.226	25.715	4:32.098	5:17.039	72 Ben BAKER (NSW) (2nd)				
8	3:32.528	27.423	25.953	4:25.904 P	1	27.151	25.956	25.450	1:18.557 P
9	19.705	26.242	25.893	1:11.840	2	18.933	25.845	25.700	1:10.478
10	19.077	24.832	<u>24.816</u>	1:08.725	3	18.587	24.614	25.017	1:08.218
11	<u>18.755</u>	<u>24.758</u>	24.857	<u>1:08.370</u>	4	18.697	24.541	24.691	1:07.929
					5	18.559	24.401	24.783	1:07.743

*Scott Lang*  
 Chief Timekeeper - Scott Lang

*Tom Williams*  
 Clerk of Course - Tom Williams





# Rounds 2 & 3 : Wakefield Park Raceway : December 3 - 6

## YMI AUSTRALIAN SUPERSPORT 300 CHAMPIONSHIP

Date: 06/12/20  
 Event: Q15  
 Weather: Sunny & very windy - Temp: 15.1C  
 Track: Dry - Temp: 29.2C

### Round 3 - Qualifying

Started at: 10:25:00  
 Laps: 20 Min  
 Starters: 19  
 Printed at: 10:59

### PROVISIONAL SPLIT TIMES

Lap	Split 1	Split 2	Split 3	Lap Time	Lap	Split 1	Split 2	Split 3	Lap Time
6	18.655	24.768	44.150	1:27.573	6	20.554	26.734	27.032	1:14.320
7	23.639	25.747	27.028	1:16.414 P	7	18.728	25.251	25.473	1:09.452
8	18.591	26.474	26.013	1:11.078	8	18.676	25.177	26.704	1:10.557
9	<b>18.343</b>	25.970	3:29.665	4:13.978	9	22.508	28.906	2:56.919	3:48.333
10	3:28.042	26.763	29.183	4:23.988 P	10	3:28.696	26.955	26.198	4:21.849 P
11	19.361	27.063	26.053	1:12.477	11	19.543	26.575	26.172	1:12.290
12	18.721	26.212	25.111	1:10.044	12	18.818	25.788	24.948	1:09.554
13	18.580	24.445	24.416	1:07.441	13	<b>18.529</b>	<b>24.548</b>	<b>24.737</b>	<b>1:07.814</b>
14	24.581	25.707	25.513	1:15.801	14	18.978	25.596	25.087	1:09.661
15	18.389	25.587	24.968	1:08.944	15	18.543	24.940	25.063	1:08.546
16	18.427	<b>24.351</b>	<b>24.101</b>	<b>1:06.879</b>	16	18.549	24.760	24.952	1:08.261
17	18.346	24.394	24.502	1:07.242	17	18.692	24.820	24.983	1:08.495

#### 88 Joseph MARINIELLO (VIC) (19th)

1	26.883	28.113	27.856	1:22.852 P
2	19.731	26.331	<b>26.113</b>	1:12.175
3	<b>19.381</b>	<b>25.773</b>	<b>26.113</b>	<b>1:11.267</b>
4	19.573	30.636	9:15.647	10:05.856

#### 105 Cameron DUNKER (NSW) (16th)

1	28.332	27.614	26.737	1:22.683 P
2	20.087	25.953	25.333	1:11.373
3	19.021	25.573	25.337	1:09.931
4	19.049	25.510	25.501	1:10.060
5	19.057	25.316	25.200	1:09.573
6	18.936	25.272	25.078	1:09.286
7	19.012	26.243	25.547	1:10.802
8	<b>18.755</b>	25.351	25.469	1:09.575
9	24.642	31.030	3:06.264	4:01.936
10	3:32.658	27.011	26.182	4:25.851 P
11	19.197	25.686	25.838	1:10.721
12	19.258	25.389	24.808	1:09.455
13	18.957	25.271	<b>24.789</b>	1:09.017
14	19.050	25.044	24.856	1:08.950
15	18.811	25.145	25.471	1:09.427
16	18.940	<b>24.685</b>	24.905	<b>1:08.530</b>
17	18.820	25.265	25.348	1:09.433

#### 95 Matthew RINDEL (VIC) (15th)

1	27.305	26.628	26.254	1:20.187 P
2	18.939	25.610	25.639	1:10.188
3	19.168	25.691	25.930	1:10.789
4	19.179	25.377	25.410	1:09.966
5	18.939	25.253	24.847	1:09.039
6	18.583	25.001	24.844	<b>1:08.428</b>
7	18.668	25.670	25.090	1:09.428
8	19.027	25.455	25.281	1:09.763
9	18.851	29.037	3:33.992	4:21.880
10	3:30.823	27.572	25.814	4:24.209 P
11	19.469	25.848	25.015	1:37.332
12	26.380	25.502	25.100	1:16.982 P
13	18.732	25.262	24.857	1:08.851
14	18.797	25.244	24.853	1:08.894
15	18.610	25.124	24.941	1:08.675
16	<b>18.565</b>	25.168	24.979	1:08.712
17	18.634	<b>24.998</b>	<b>24.796</b>	<b>1:08.428</b>

#### 110 Zak PETTENDY (NSW) (18th)

1	26.504	27.053	26.364	1:19.921 P
2	19.240	26.074	25.707	1:11.021
3	20.374	30.006	25.711	1:16.091
4	19.002	25.679	25.424	1:10.105
5	18.904	25.416	25.236	1:09.556
6	19.301	26.842	28.279	1:14.422
7	<b>18.762</b>	25.347	25.256	<b>1:09.365</b>
8	19.756	27.212	4:10.546	4:57.514
9	3:31.426	27.119	26.230	4:24.775 P
10	20.543	26.244	25.940	1:12.727
11	20.522	29.924	25.524	1:15.970

#### 97 Peter NERLICH (VIC) (8th)

1	26.641	27.506	27.003	1:21.150 P
2	19.549	26.851	26.086	1:12.486
3	19.386	25.630	25.777	1:10.793
4	18.945	25.274	25.616	1:09.835
5	18.889	25.507	25.451	1:09.847

*Scott Lang*  
 Chief Timekeeper - Scott Lang

*Tom Williams*  
 Clerk of Course - Tom Williams





# Rounds 2 & 3 : Wakefield Park Raceway : December 3 - 6

## YMI AUSTRALIAN SUPERSPORT 300 CHAMPIONSHIP

Date: 06/12/20  
 Event: Q15  
 Weather: Sunny & very windy - Temp: 15.1C  
 Track: Dry - Temp: 29.2C

### Round 3 - Qualifying

Started at: 10:25:00  
 Laps: 20 Min  
 Starters: 19  
 Printed at: 10:59

### PROVISIONAL SPLIT TIMES

Lap	Split 1	Split 2	Split 3	Lap Time	Lap	Split 1	Split 2	Split 3	Lap Time
12	18.975	<b>25.283</b>	25.871	1:10.129	7	18.266	24.192	24.216	1:06.674
13	19.880	27.066	25.803	1:12.749	8	18.556	27.620	7:39.439	8:25.615
14	19.024	25.285	<b>25.177</b>	1:09.486	9	26.525	25.171	24.906	1:16.602 P
15	19.944	26.276	25.438	1:11.658	10	18.345	24.137	24.285	1:06.767
<b>121 Reece OUGHTRED (VIC) (6th)</b>					11	18.171	<b>24.073</b>	24.274	<b>1:06.518</b>
1	26.285	26.773	25.737	1:18.795 P	12	18.203	24.174	<b>24.151</b>	1:06.528
2	19.063	25.903	25.308	1:10.274	13	<b>18.162</b>	24.138	24.295	1:06.595
3	19.166	25.489	25.145	1:09.800	14	19.066	25.959	24.532	1:09.557
4	18.967	25.182	24.881	1:09.030	<b>355 Laura BROWN (NSW) (14th)</b>				
5	18.748	25.310	24.697	1:08.755	1	28.802	28.107	26.484	1:23.393 P
6	18.680	25.005	25.509	1:09.194	2	19.562	26.029	26.015	1:11.606
7	18.800	42.788	5:34.249	6:35.837	3	19.052	26.011	25.249	1:10.312
8	3:30.482	26.563	27.082	4:24.127 P	4	19.043	27.370	25.406	1:11.819
9	20.271	25.673	26.853	1:12.797	5	19.085	25.234	25.087	1:09.406
10	19.039	25.436	25.271	1:09.746	6	18.999	25.379	24.966	1:09.344
11	19.430	24.912	24.822	1:09.164	7	18.791	25.372	25.105	1:09.268
12	<b>18.521</b>	24.734	25.388	1:08.643	8	18.842	26.130	4:37.687	5:22.659
13	22.526	27.039	25.517	1:15.082	9	3:34.220	26.690	27.262	4:28.172 P
14	18.692	<b>24.645</b>	<b>24.243</b>	<b>1:07.580</b>	10	19.089	28.221	29.170	1:16.480
15	18.594	25.862	25.468	1:09.924	11	19.025	25.944	24.964	1:09.933
<b>308 John LYTRAS (QLD) (1st)</b>					12	18.827	<b>24.799</b>	<b>24.799</b>	<b>1:08.425</b>
1	27.168	25.701	26.447	1:19.316 P	13	<b>18.647</b>	24.929	24.999	1:08.575
2	19.953	25.962	24.849	1:10.764	14	18.957	25.053	24.886	1:08.896
3	18.299	24.393	24.536	1:07.228	15	18.704	26.936	25.360	1:11.000
4	19.476	25.206	1:10.022	1:54.704	16	18.656	25.407	25.020	1:09.083
5	27.187	24.565	24.601	1:16.353 P					
6	18.293	24.460	24.402	1:07.155					

\*\*\* ALL RIDERS QUALIFY \*\*\*

\*\*\* RED FLAG DURING SESSION DUE TO CRASH AT TURN 9 INVOLVING NO. 50 (THOMPSON) REQUIRING MEDICAL - SESSION RE-STARTED FOR REMAINING TIME \*\*\*

The results are provisional until the end of the time limit for protests and appeals.

*Scott Lang*  
 Chief Timekeeper - Scott Lang

*Tom Williams*  
 Clerk of Course - Tom Williams





ASBK.COM.AU f t i y

# Rounds 2 & 3 : Wakefield Park Raceway : December 3 - 6

## YMI AUSTRALIAN SUPERSPORT 300 CHAMPIONSHIP

### Round 3 - Qualifying

Date: 06/12/20  
Event: Q15  
Weather: Sunny & very windy - Temp: 15.1C  
Track: Dry - Temp: 29.2C

Started at: 10:25:00  
Laps: 20 Min  
Starters: 19  
Printed at: 10:59

### PROVISIONAL FASTEST LAPS SEQUENCE

Race Time	No	Name	Machine	Fastest Lap	On Lap
2:17.070	16	James JACOBS (NSW)	Kawasaki EX 400	1:30.152	1
2:17.966	72	Ben BAKER (NSW)	Yamaha R3 321	1:18.557	1
2:35.768	68	Luke POWER (VIC)	Kawasaki EX 400	1:18.556	1
2:35.901	43	Harry KHOURI (NSW)	Kawasaki EX 400	1:17.449	1
3:28.371	16	James JACOBS (NSW)	Kawasaki EX 400	1:11.301	2
3:28.444	72	Ben BAKER (NSW)	Yamaha R3 321	1:10.478	2
3:46.272	43	Harry KHOURI (NSW)	Kawasaki EX 400	1:10.371	2
3:47.768	95	Matthew RINDEL (VIC)	Yamaha R3 321	1:10.188	2
4:01.492	39	Glenn NELSON (QLD)	Yamaha R3 321	1:09.674	2
4:22.170	49	Jake FARNSWORTH (NSW)	Kawasaki EX 400	1:09.381	2
4:36.662	72	Ben BAKER (NSW)	Yamaha R3 321	1:08.218	3
5:09.964	308	John LYTRAS (QLD)	Yamaha R3 321	1:07.228	3
9:28.176	308	John LYTRAS (QLD)	Yamaha R3 321	1:07.155	6
10:34.850	308	John LYTRAS (QLD)	Yamaha R3 321	1:06.674	7
22:30.352	308	John LYTRAS (QLD)	Yamaha R3 321	1:06.518	11

\*\*\* ALL RIDERS QUALIFY \*\*\*

\*\*\* RED FLAG DURING SESSION DUE TO CRASH AT TURN 9 INVOLVING NO. 50 (THOMPSON) REQUIRING MEDICAL - SESSION RE-STARTED FOR REMAINING TIME \*\*\*

The results are provisional until the end of the time limit for protests and appeals.

Chief Timekeeper - Scott Lang

Clerk of Course - Tom Williams



www.computime.com.au  
COMPUTIME RACE TIMING SYSTEMS PTY LTD





ASBK.COM.AU f t i y

## Rounds 2 & 3 : Wakefield Park Raceway : December 3 - 6

### YMI AUSTRALIAN SUPERSPORT 300 CHAMPIONSHIP

Date: 06/12/20  
 Event: Q15  
 Weather: Sunny & very windy - Temp: 15.1C  
 Track: Dry - Temp: 29.2C

### Round 3 - Qualifying

Started at: 10:25:00  
 Laps: 20 Min  
 Starters: 19  
 Printed at: 10:59


### PROVISIONAL BEST PARTIAL TIMES


Pos	Split 1		Split 2		Split 3		LAP		Ideal	Fastest
	Name	Time	Name	Time	Name	Time	Name	Time		
1	L. POWER	18.060	J. LYTRAS	24.073	B. BAKER	24.101	J. LYTRAS	1:06.386	1:06.518	
2	H. KHOURI	18.095	C. THOMPSON	24.127	J. LYTRAS	24.151	L. POWER	1:06.708	1:06.937	
3	J. LYTRAS	18.162	A. McDONALD	24.166	R. OUGHTRED	24.243	B. BAKER	1:06.795	1:06.879	
4	J. FARNSWORTH	18.324	L. POWER	24.271	H. KHOURI	24.324	H. KHOURI	1:06.849	1:07.121	
5	B. BAKER	18.343	B. BAKER	24.351	L. POWER	24.377	A. McDONALD	1:07.156	1:07.281	
6	C. THOMPSON	18.432	H. KHOURI	24.430	G. NELSON	24.488	R. OUGHTRE	1:07.409	1:07.580	
7	A. McDONALD	18.474	P. NERLICH	24.548	A. McDONALD	24.516	C. THOMPSON	1:07.418	1:08.206	
8	G. NELSON	18.505	R. OUGHTRED	24.645	J. FARNSWORTH	24.560	J. FARNSWO	1:07.590	1:07.692	
9	R. OUGHTRED	18.521	T. DRANE	24.663	T. DRANE	24.565	G. NELSON	1:07.814	1:07.814	
10	P. NERLICH	18.529	C. DUNKER	24.685	Z. BUNTING	24.635	P. NERLICH	1:07.814	1:07.814	
11	M. RINDEL	18.565	J. FARNSWORTH	24.706	P. NERLICH	24.737	Z. BUNTING	1:07.980	1:08.306	
12	Z. BUNTING	18.579	C. CLEGG	24.758	C. DUNKER	24.789	T. DRANE	1:07.993	1:08.263	
13	J. JACOBS	18.645	Z. BUNTING	24.766	M. RINDEL	24.796	C. DUNKER	1:08.229	1:08.530	
14	L. BROWN	18.647	L. BROWN	24.799	L. BROWN	24.799	L. BROWN	1:08.245	1:08.425	
15	C. CLEGG	18.755	G. NELSON	24.821	C. CLEGG	24.816	C. CLEGG	1:08.329	1:08.370	
16	C. DUNKER	18.755	M. RINDEL	24.998	C. THOMPSON	24.859	M. RINDEL	1:08.359	1:08.428	
17	Z. PETTENDY	18.762	J. JACOBS	25.092	J. JACOBS	24.877	J. JACOBS	1:08.614	1:08.669	
18	T. DRANE	18.765	Z. PETTENDY	25.283	Z. PETTENDY	25.177	Z. PETTENDY	1:09.222	1:09.365	
19	J. MARINIELLO	19.381	J. MARINIELLO	25.773	J. MARINIELLO	26.113	J. MARINIELL	1:11.267	1:11.267	

\*\*\* ALL RIDERS QUALIFY \*\*\*

\*\*\* RED FLAG DURING SESSION DUE TO CRASH AT TURN 9 INVOLVING NO. 50 (THOMPSON) REQUIRING MEDICAL - SESSION RE-STARTED FOR REMAINING TIME \*\*\*

The results are provisional until the end of the time limit for protests and appeals.

  
 Chief Timekeeper - Scott Lang

  
 Clerk of Course - Tom Williams



www.computime.com.au  
 COMPUTIME RACE TIMING SYSTEMS PTY LTD







ASBK.COM.AU f t i y

# Rounds 2 & 3 : Wakefield Park Raceway : December 3 - 6

## YMI AUSTRALIAN SUPERSPORT 300 CHAMPIONSHIP

### ROUND 3 - EVENTS 16 & 21

Date: 06/12/20  
Event: Q15  
Weather: Sunny & very windy - Temp: 15.1C  
Track: Dry - Temp: 29.2C

Started at: 10:25:00  
Laps: 20 Min  
Starters: 19  
Printed at: 10:59

### PROVISIONAL GRID SHEET



1	1 308 J. LYTRAS 1:06.518	2 72 B. BAKER 1:06.879	3 68 L. POWER 1:06.937
2	4 43 H. KHOURI 1:07.121	5 69 A. McDONALD 1:07.281	6 121 R. OUGHTRED 1:07.580
3	7 49 J. FARNSWORT 1:07.692	8 97 P. NERLICH 1:07.814	9 39 G. NELSON 1:07.814
4	10 50 C. THOMPSON 1:08.206	11 59 T. DRANE 1:08.263	12 47 Z. BUNTING 1:08.306
5	13 63 C. CLEGG 1:08.370	14 355 L. BROWN 1:08.425	15 95 M. RINDEL 1:08.428
6	16 105 C. DUNKER 1:08.530	17 16 J. JACOBS 1:08.669	18 110 Z. PETTENDY 1:09.365
7	19 88 J. MARINIELLO 1:11.267		

*Scott Lang*  
Chief Timekeeper - Scott Lang

*Tom Williams*  
Clerk of Course - Tom Williams



www.computime.com.au  
COMPUTIME RACE TIMING SYSTEMS PTY LTD





# Rounds 2 & 3 : Wakefield Park Raceway : December 3 - 6

## YMI AUSTRALIAN SUPERSPORT 300 CHAMPIONSHIP

### ROUND 3 - EVENTS 16 & 21

Date: 06/12/20  
Event: Q15  
Weather: Sunny & very windy - Temp: 15.1C  
Track: Dry - Temp: 29.2C

Started at: 10:25:00  
Laps: 20 Min  
Starters: 19  
Printed at: 10:59

### PROVISIONAL GRID SHEET

				19 88 J. MARINIELLO 1:11.267	7
18 110 Z. PETTENDY 1:09.365		17 16 J. JACOBS 1:08.669		16 105 C. DUNKER 1:08.530	6
	15 95 M. RINDEL 1:08.428		14 355 L. BROWN 1:08.425	13 63 C. CLEGG 1:08.370	5
12 47 Z. BUNTING 1:08.306		11 59 T. DRANE 1:08.263		10 50 C. THOMPSON 1:08.206	4
	9 39 G. NELSON 1:07.814		8 97 P. NERLICH 1:07.814	7 49 J. FARNSWORT 1:07.692	3
6 121 R. OUGHTRED 1:07.580		5 69 A. McDONALD 1:07.281		4 43 H. KHOURI 1:07.121	2
	3 68 L. POWER 1:06.937		2 72 B. BAKER 1:06.879	1 308 J. LYTRAS 1:06.518	1



*Scott Lang*  
Chief Timekeeper - Scott Lang

*Tom Williams*  
Clerk of Course - Tom Williams





ASBK.COM.AU f t i y

## Rounds 2 & 3 : Wakefield Park Raceway : December 3 - 6

### YMI AUSTRALIAN SUPERSPORT 300 CHAMPIONSHIP

#### Round 3 - Qualifying

Date: 06/12/20  
Event: Q15  
Weather: Sunny & very windy - Temp: 15.1C  
Track: Dry - Temp: 29.2C

Started at: 10:25:00  
Laps: 20 Min  
Starters: 19  
Printed at: 10:59

### PROVISIONAL RACE INFORMATION


Time	Description
10:25:00	Event Start
10:35:50	Rider 50 (Carter THOMPSON) CRASHED TURN 9 - RIDER UP
10:35:55	Red Flag
10:36:30	RED FLAG - Rider 50 (Carter THOMPSON) CRASHED TURN 9 - RIDER REQUIRES MEDICAL - 9:05 REMAINING
10:41:00	RE-START DELAYED - CHECKING TRACK CONDITION
10:43:07	Event Resumed
10:49:05	Rider 63 (Clay CLEGG) CRASHED TURN 5 - RIDER UP
10:52:33	Chequered Flag
10:55:16	Event Finish

\*\*\* ALL RIDERS QUALIFY \*\*\*

\*\*\* RED FLAG DURING SESSION DUE TO CRASH AT TURN 9 INVOLVING NO. 50 (THOMPSON) REQUIRING MEDICAL - SESSION RE-STARTED FOR REMAINING TIME \*\*\*

The results are provisional until the end of the time limit for protests and appeals.

  
Chief Timekeeper - Scott Lang

  
Clerk of Course - Tom Williams



[www.computime.com.au](http://www.computime.com.au)  
COMPUTIME RACE TIMING SYSTEMS PTY LTD

